

PipeHugger / LP The Original, one piece high intensity trans-inject molded, web stabilized, liquid in the bladder, pressure pulsation interceptor



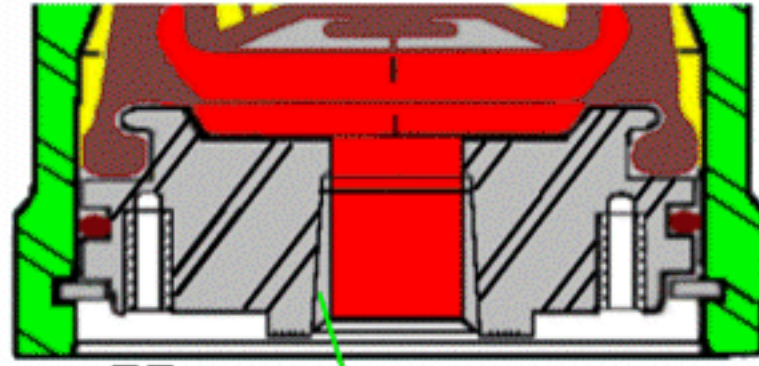
For Flow Fluctuation removal AND Pressure Pulse Interception

STANDARD INVENTORY DUAL USE CONFIGURATION

Or use the second connection to save a "T" for the system Drain, RV or PI, and specify standard low cost inventory twin connection items.

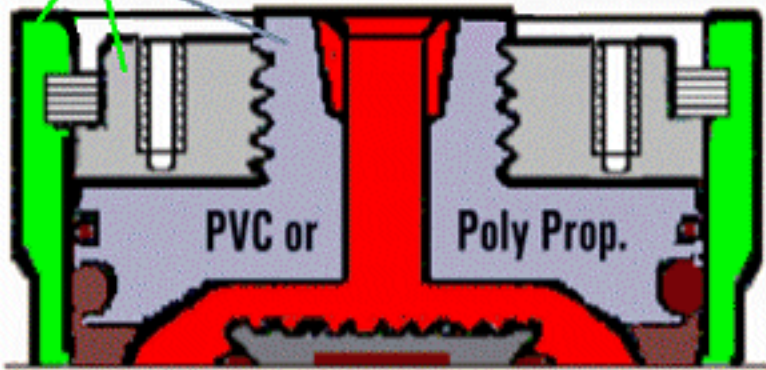
Peg/--/-- SERIES

Where a "T" has already been installed
Single connection options:-



Peg/FF/-- Flange Faces in accordance with ANSI B16.6 # or DN-PN standards, also one NPTF central thread.

Peg/Plas/ Plastic wetted parts. The safety of a metal enclosure stops low temp fracture, with PVC PP or Glass filled PTFE, thread & ANSI 150# or DN-PN16 flange face



Because our bladders are stabilized by WEBS (see section view right) Dampers may be installed, liquid side Up, Down, horizontal, or at any angle.

Peg/LND/ Lined with replaceable elastomer same material as bladder. Flange face is small amount of "gold" etc. Other features as above

- Single connection**
Not recommended for :-
- Pulsation Interception
 - Flushing before service
 - Frequencies above 7 Hz. (Shorter than 700 Ft of pipe)
 - Constant Temp.
 - Particulate service.

DN PN or ANSI Flanges extra

"Close Coupled" - direct up under pump suction check valve:

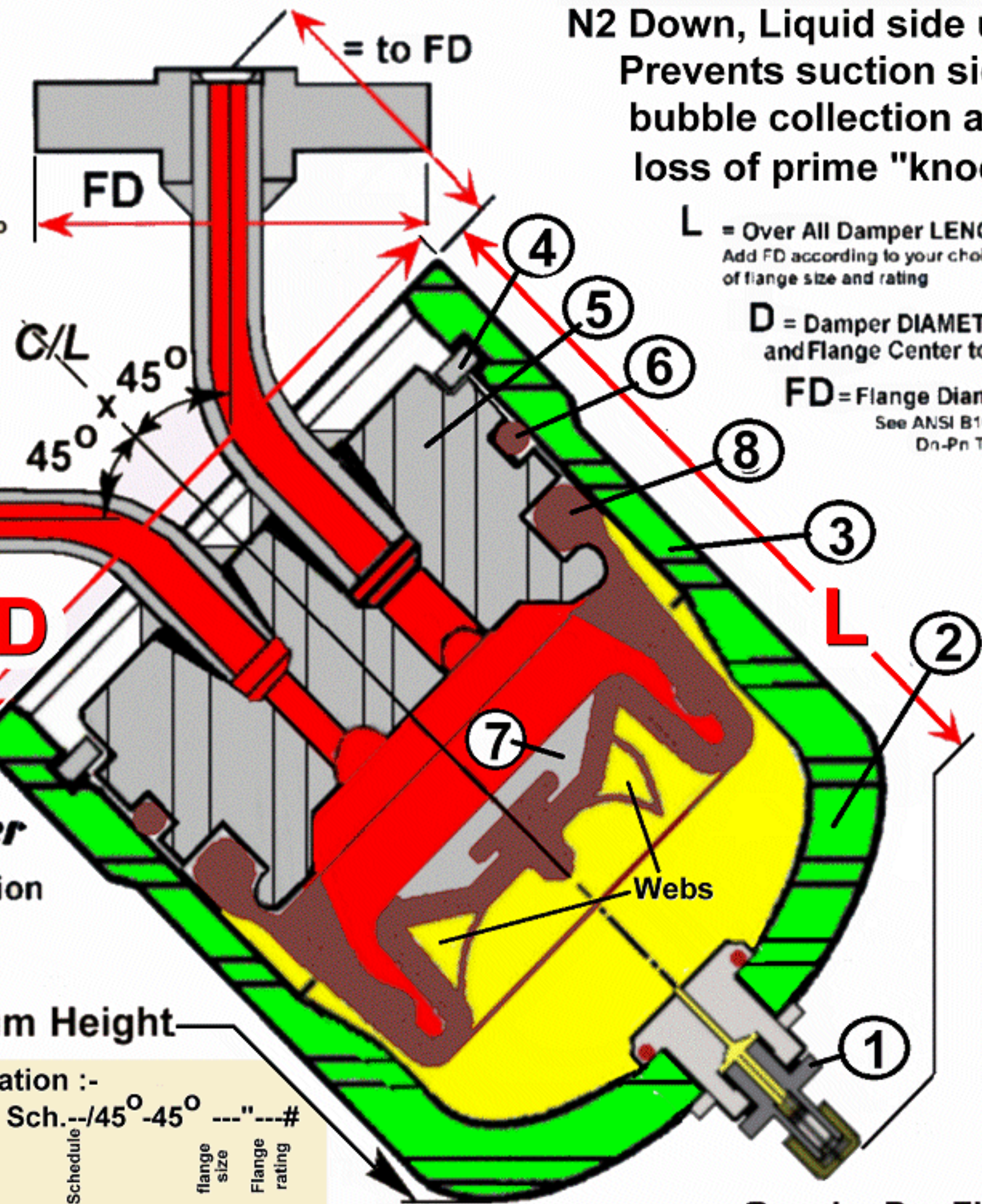
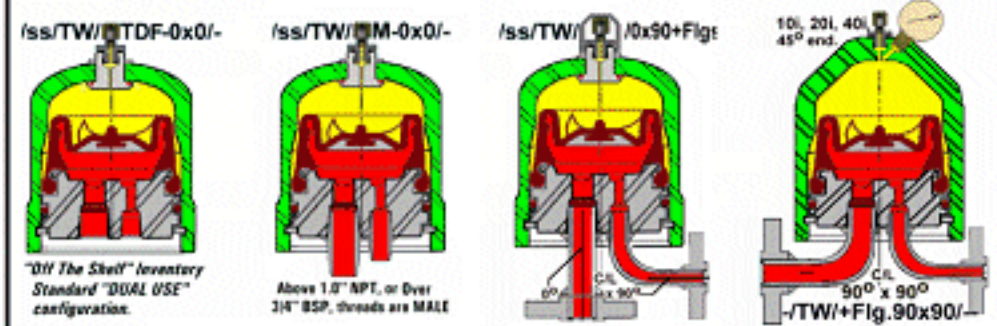
Please Specify:-

- Pipe Diameter & Schedule
- Flange Rating & Face type
- Connection angles relative to Damper C/L

LP PipeHugger
Twin Connection Plus Flanges
45°x45°
For Minimum Height

Typical full designation :-
Peg/ss/TW/--i/--p/-- Sch.--/45°-45° ---"---#

For other standard configurations that do intercept pressure pulsation + address flow fluctuation see "Drawing LpPhrTW"



N2 Down, Liquid side up
Prevents suction side bubble collection and loss of prime "knock"

L = Over All Damper LENGTH
Add FD according to your choice of flange size and rating

D = Damper DIAMETER and Flange Center to Ctr.

FD = Flange Diameter
See ANSI B16.5 or Dn-Pn Tables

Require Pre-Fill
Chuck Pt. Nbr. 5560

- D** CUSHION PRE-FILL
 - L** ELASTOMER BAG
 - C/C** PROCESS LIQUID
 - STAINLESS WETTED Pts.
 - CARBON St. N2 CUSHION BONNET
- C/C = Connection to Connection

Item	Part No.	Description	Material	I.D. #
1	SK15171	N2 Prefill	304ss	
2		Body		
3		End Closure		
4		Segments		
5		Twin port Liquid End Plug		
6		Seal - 70° IRH, A		
7		Flat Plate Anti-Extr.		
8		Webbed Liquid Bladder		

CUSTOMER: _____
 CUSTOMER REF.: _____
 QUANTITY: _____
 W/O No.: _____
 WEIGHT (EST.): _____
 W: _____
 ISSUED BY: _____
 CHECKED BY: _____
 ISSUE DATE: (DAY/MONTH/YEAR) _____

PulseGuard
Guard Against Pulsation

ISO 9001 - 95-LON-AQ-458
www.pulseguard.co.uk
PO Box 47 Stockport
SK5 7BB Ches. UK
+44(0)161-442-6222
Facsimile -443-1486

CE 0040 SS0210435
www.pulseguard.com
Box 506 Hampstead
NC 28443-9110 USA
-01-910-270-2737
Fax. -01-910-270-2740

PIPE LINE SHOCK PROTECTION
ANALYSIS DIAGNOSTICS SOFTWARE

TITLE: LOW COST PROCESS DAMPER with in place flushability to:-
TO PREVENT SUCTION SYSTEM LOSSES FROM ACCELERATION HEAD & FOR PRESSURE PULSATION INTERCEPTION UP TO 1000psi / 70Br.

Typical Application: Zero pressure loss by no flow reversal makes PIPEHUGGER LP ideal for -
CHEMICAL METERING SYSTEMS, MIXING SYSTEMS, PAINT & COATING DOSSING, AND LIQUID TRANSFER PUMP PACKAGES, FOR LIQUIDS THAT ARE USED IN BATCH AND CAMPAIGN PRODUCTION NEEDING CONSTANT TEMP. OR CLEANING IN PLACE BEFORE THE NEXT RUN.

FILE REF: PhrLpVw.bmp

SCALE: NTS ALL DIMENSIONS ARE IN MM EXCEPT AS STATED.

Cut Sheet/ "Drawing"/ Dimensioned View, Nbr. **Peg/TW**

SHEET: 1 OF 1 REV. 0